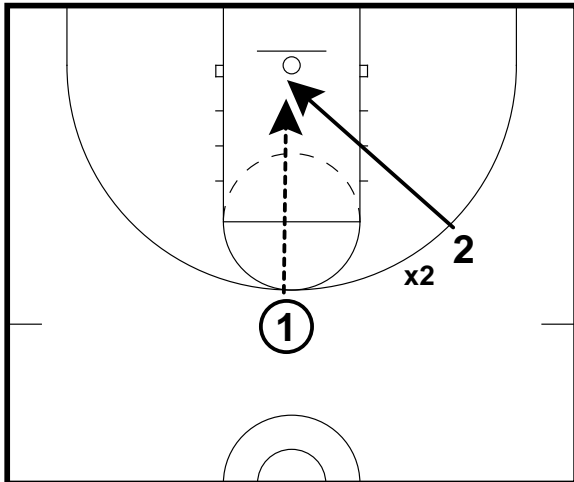
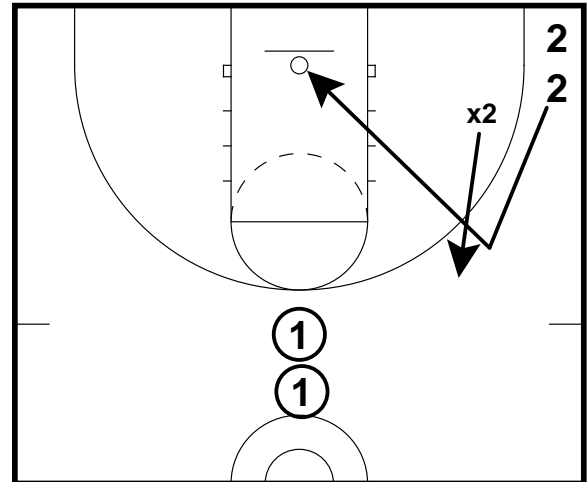


# Read Line Cuts



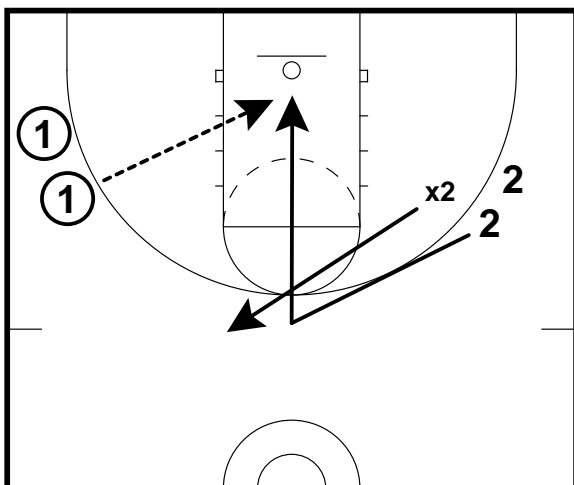
**Read Line Rule** - If you are one pass away from the ball, and your defender is denying you the ball, you must cut to the basket.

**Note** - The players understanding of the Read Line is the most important aspect of this offense. if you are one pass away and you are being denied, you can't stand still. If you do, you will stop the entire movement of the offense. You must cut!!!

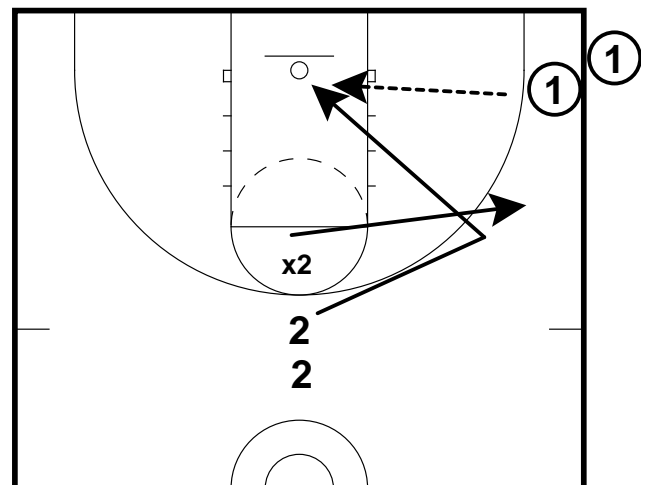


Drill #1 - Corner To Wing

Put the ball on the top. Have the cutter cut from the corner to the wing. The defender will jump that cut. The cutter will back cut for a lay-up.

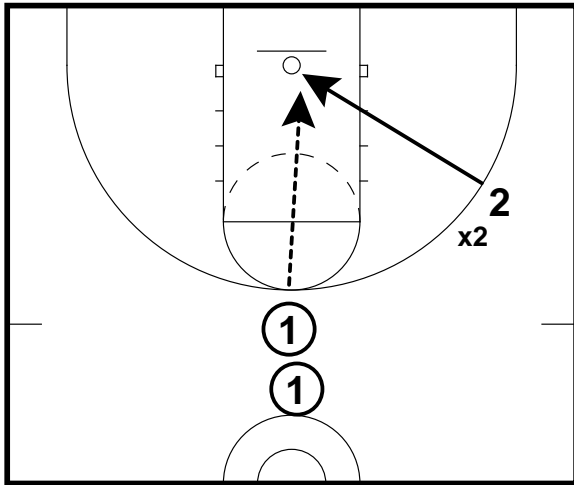


Drill #2 - Wing To Top



Drill #3 - Top To Wing

# Read Line Cuts



Drill #4 - One Pass Away, Read The Defense.

If you are one pass away, you must look and your defender and notice if they are over the read line or not. If they are, you must back cut. If they are not and you still do not think you can receive a pass, widen out to NBA 3 range or just cut.