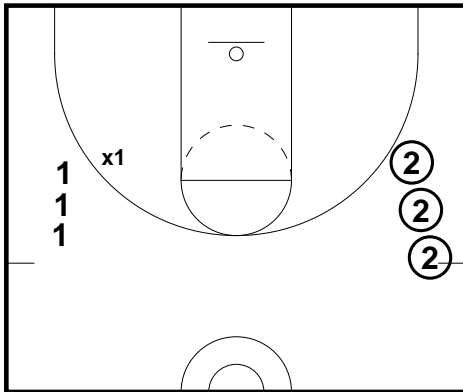
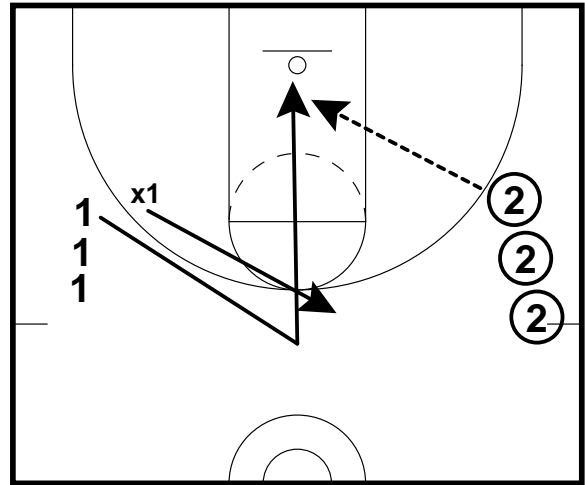


Read Line (Read The Defense)

Frame 1



Frame 2



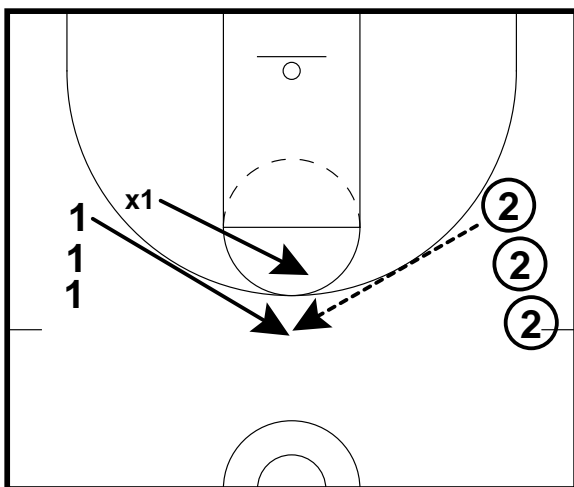
When the cutter is filling to the next available spot, they must read if their defender is over the read line or not then cut accordingly. This drill will get them to read the defense on their fill cut.

The defender must switch up the way they are defending. They can either deny the cut or sag and let them catch.

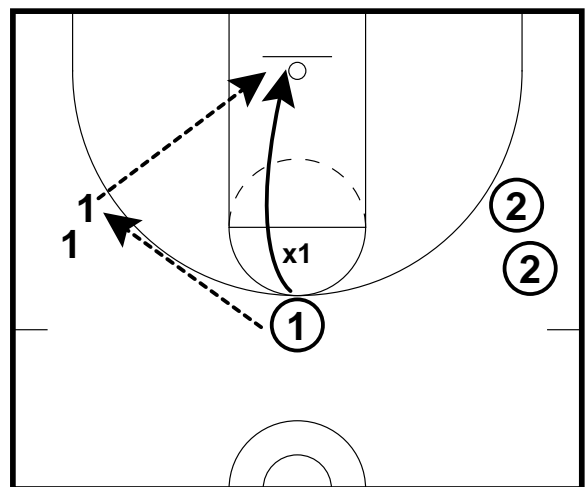
Two lines at the wings. Line #2 has the balls. Defender is guarding first person in line #1.

Defense Above The Read Line - If the defense chooses to deny the pass, the cutter will go backdoor for a lay-up.

Frame 3



Frame 4



Defense Below The Read Line - If the defense stays below the read line, catch, reverse the ball to line #1 and basket cut for a lay-up.

This figure shows the ball reversal and cut for a lay-up.